

# Work Hour Assessment of Community Resource Persons (CRP)



## **Background:**

Community Resource Persons (CRPs) are the strong backbone of SS-SWERA project and are working as paid volunteers. At this stage, we have approximately 240 CRPs across 6 blocks of Balrampur district. As of now, we had not decided any set of working hours for CRPs. This exercise is for our self learning and to set a standard protocol for volunteers. This might help to improve their work efficiency. Through designed questionnaire, Interviews and group discussion, time rationing by CRPs is assessed.

## **Objective of Study:**

1. To assess working hours of CRPs on working day for SS-SWERA project
2. To assess travel time

## **Survey Methodology:**

1. CRPs Interview
2. Focus Group Discussion
3. Document verification
4. Validation by Field Coordinators and Block Coordinators
5. In CRPs interview, we asked about the activities they carried out in last 3 days. If they had not done any of the 7 activities mentioned in table 2 (slide no.10) in those three days, recent past data is taken to get data consistency across all the clusters

## **Sampling size per block :**

1. Individual Interview: 10 CRP from each block (total= 60 CRPs)
2. Focus Group Discussion : 1 FGD in each blocks, except Tulsipur (total 5 FGD)

## **Validation :**

1. Cross validation by Field Coordinators and Block Coordinators
2. Document verification

## Broad categorization of CRP activities

Community Resource Person



```
graph TD; A[Community Resource Person] --> B[1. Field Visit]; A --> C[2. Home Visit]; A --> D[3. Video dissemination]; A --> E[4. Farmers training]; A --> F[5. MKS Formation]; A --> G[6. MKS Meeting]; A --> H[7. Meeting]; A --> I[8. Survey]; A --> J[9. Documentation]; A --> K[10. Training (attended)];
```

1. Field Visit
2. Home Visit
3. Video dissemination
4. Farmers training
5. MKS Formation
6. MKS Meeting
7. Meeting
8. Survey
9. Documentation
10. Training (attended)

## Sub task under the activity

<b>Activity</b>	<b>SN</b>	<b>Sub task</b>
Field Visit	1	Guide/help farmer in Machan construction , Wheat sowing, LTP (Poly house in Bottle gourd nursery), Sugarcane and Garlic Mulching
	2	Monitor seasonal crop intervention in field such as Wheat, Sugarcane, Brinjal, Cauliflower, Green pea, Onion, Pigeon pea, Bottle gourd ) and suggest remedy if required
	3	Seed distribution to farmer
	4	Soil sample collection
	5	Well water measurement
	6	Pond renovation
	7	To collect beneficiary data
	8	Covid awareness program
	9	Crop plot visit with farmers and MKS member
	10	Field visit with staff (FC,BC, District team, Senior Management team and others)
	11	Take farmers to FRC
	12	Photo documentation of crop field

## Sub task under the activity

Home visit	1	Identify vegetable growing farmer and interact with them to promote Machan cultivation and intercropping
	2	For regular follow up and promote other intervention, to share information on government schemes and to inform about the video dissemination plan
	3	To meet women farmers and motivate them for MKS formation

Survey	1	MFORM
	2	Haqdarshak

Meeting	1	Cluster meeting
	2	Monthly meeting
	3	Fortnightly meeting
	4	FRC meeting
	5	Zoom call

## Sub task under the activity

			<b>Frequency</b>
Documentation at Home	1	Daily Dairy	Daily
	2	Dissemination register	After every video dissemination (daily)
	3	Dissemination plan and online documentation of plan	Once in a month
	4	MKS form	After each MKS meeting
	5	Google form of video dissemination	After every video dissemination (daily)
	6	Crop progress report	Seasonal (daily)

This is important to note, CRPs also have to spend average of 1 hour in home for above documentation

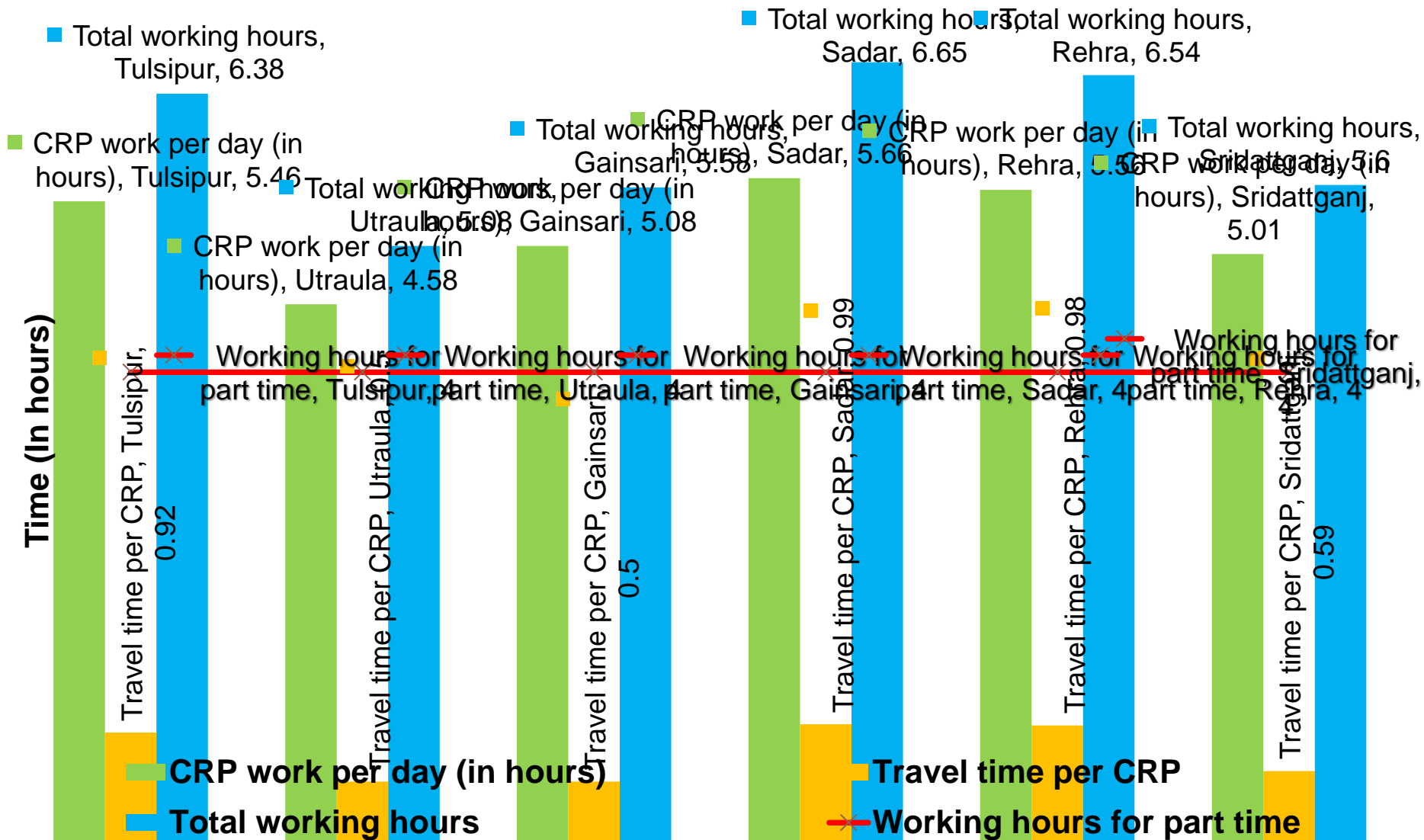
**Table 1: Block wise average work hour contributed by CRP in a day**

<b>Block</b>	<b>CRP Work per day (in hours)</b>	<b>Travel time per CRP</b>	<b>Total working hours</b>	<b>Working hours for part time</b>	<b>Working hours (Average)</b>	<b>Travel (Average)</b>	<b>Average work hour contributed by CRP in a day</b>
Tulsipur	5.46	0.92	6.38	4	5.23	0.75	5.97
Utraula	4.58	0.5	5.08	4			
Gainsari	5.08	0.5	5.58	4			
Sadar	5.66	0.99	6.65	4			
Rehra	5.56	0.98	6.54	4			
Sridattganj	5.01	0.59	5.6	4			

*Graph in next slide*



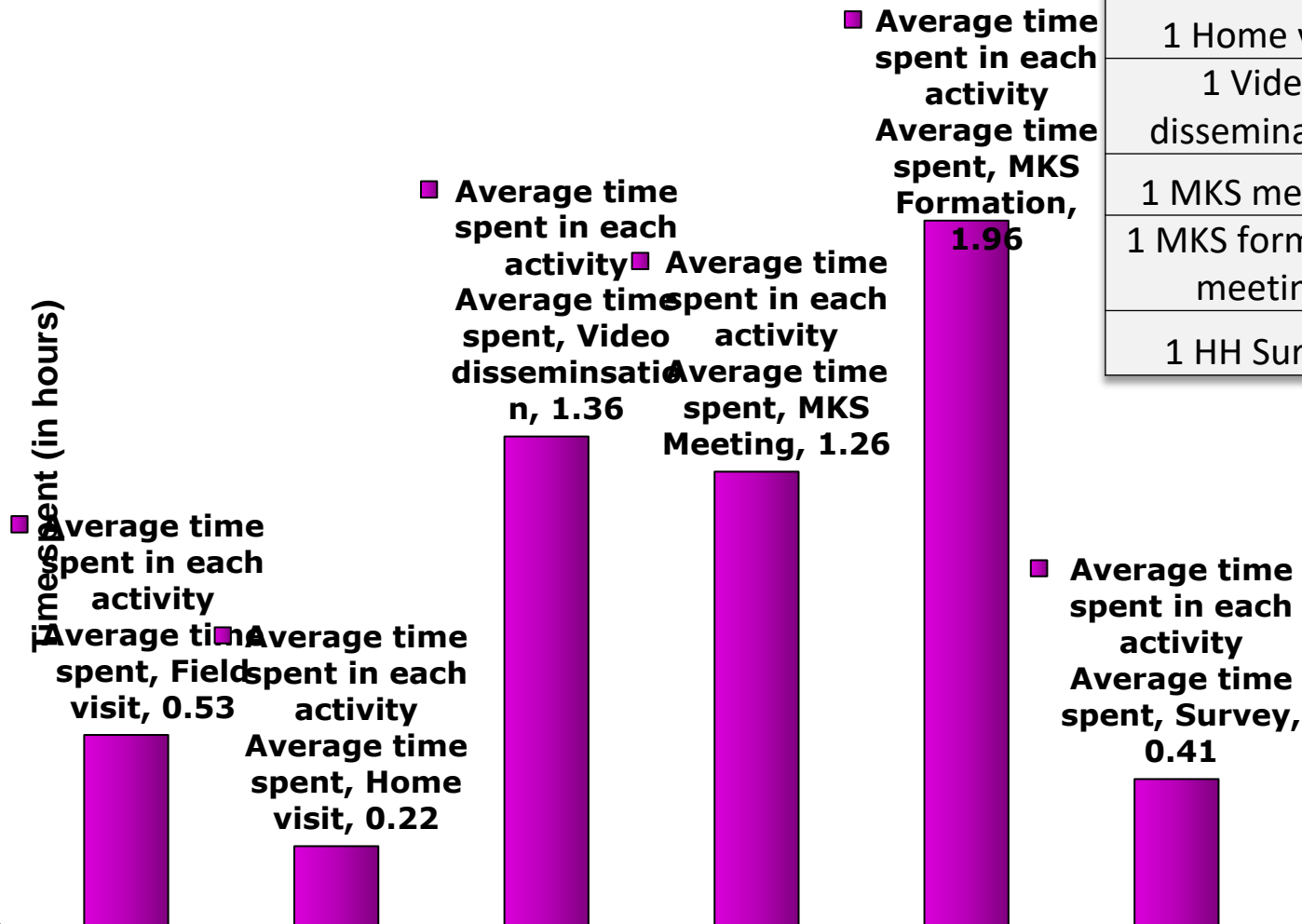
## Block wise average work hour contributed by CRP in a day



**Note:** Average time spent by CRP in a day : 5.23 (work time) + 0.75 (travel time)= 5.97 hours

# Average time spent in each activity

Activity	Average time spent (In hours)
1 Field visit	0.53
1 Home visit	0.22
1 Video dissemination	1.36
1 MKS meeting	1.29
1 MKS formation meeting	1.96
1 HH Survey	0.45



**Table 3: Block wise average time spent in different activities in a day**

Activities	Tulsipur	Utraula	Gainsari	Sadar	Rehra	Sridattganj
Meeting	3.25	3.50	3.98	4.05	3.45	5.75
Field visit	1.44	1.70	1.29	1.76	2.73	0.98
Home visit	1.93	1.55	1.35	1.51	1.79	1.45
Video dissemination	1.81	1.10	1.40	1.33	0.95	1.50
Survey	0.90	1.38	1.13	0.85	2.25	1.05
MKS meeting	1.35	1.36	1.33	1.61	1.00	1.63
MKS Formation	2.00	1.75	2.00	2.00	2.00	2.00
Training	3.00	3.56	4.00	4.35	4.00	4.00
Documentation	0.65	0.50	1.00	0.50	1.00	0.50

*Graph in next slide*

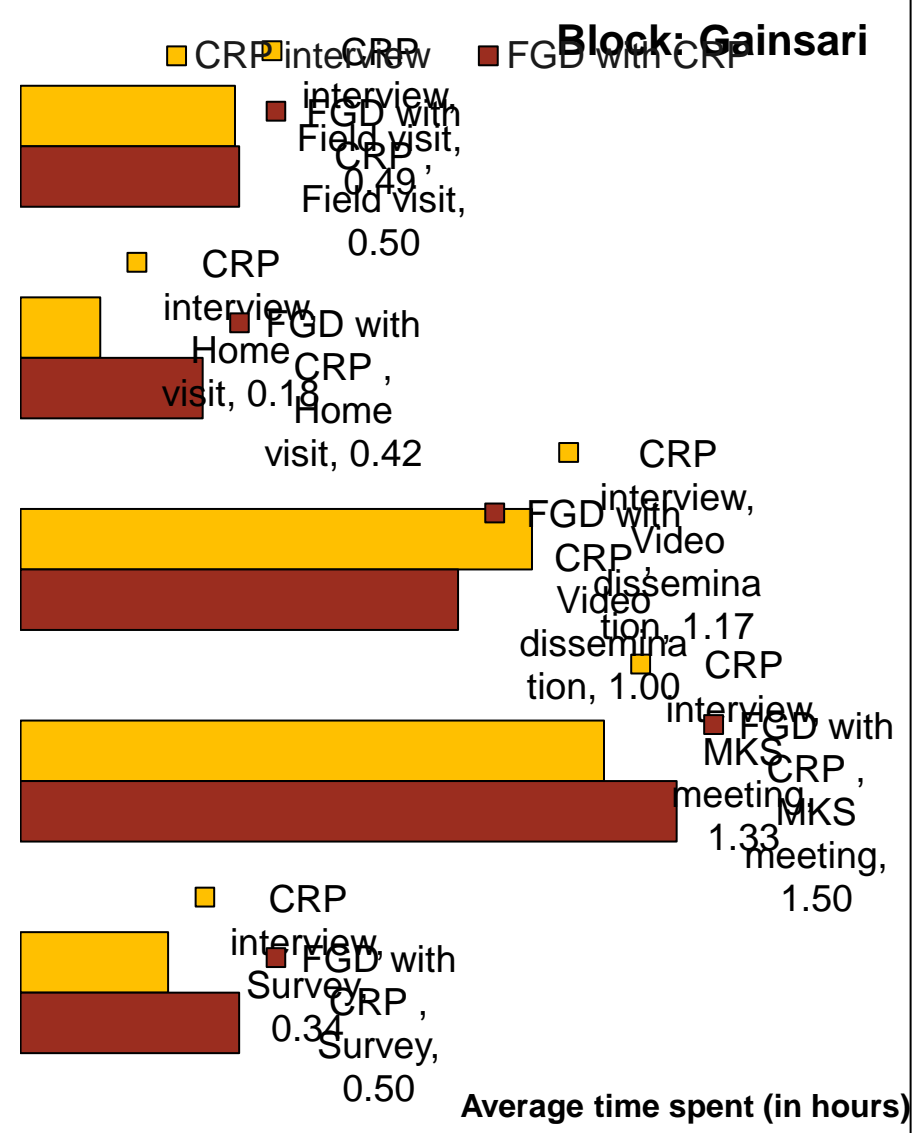
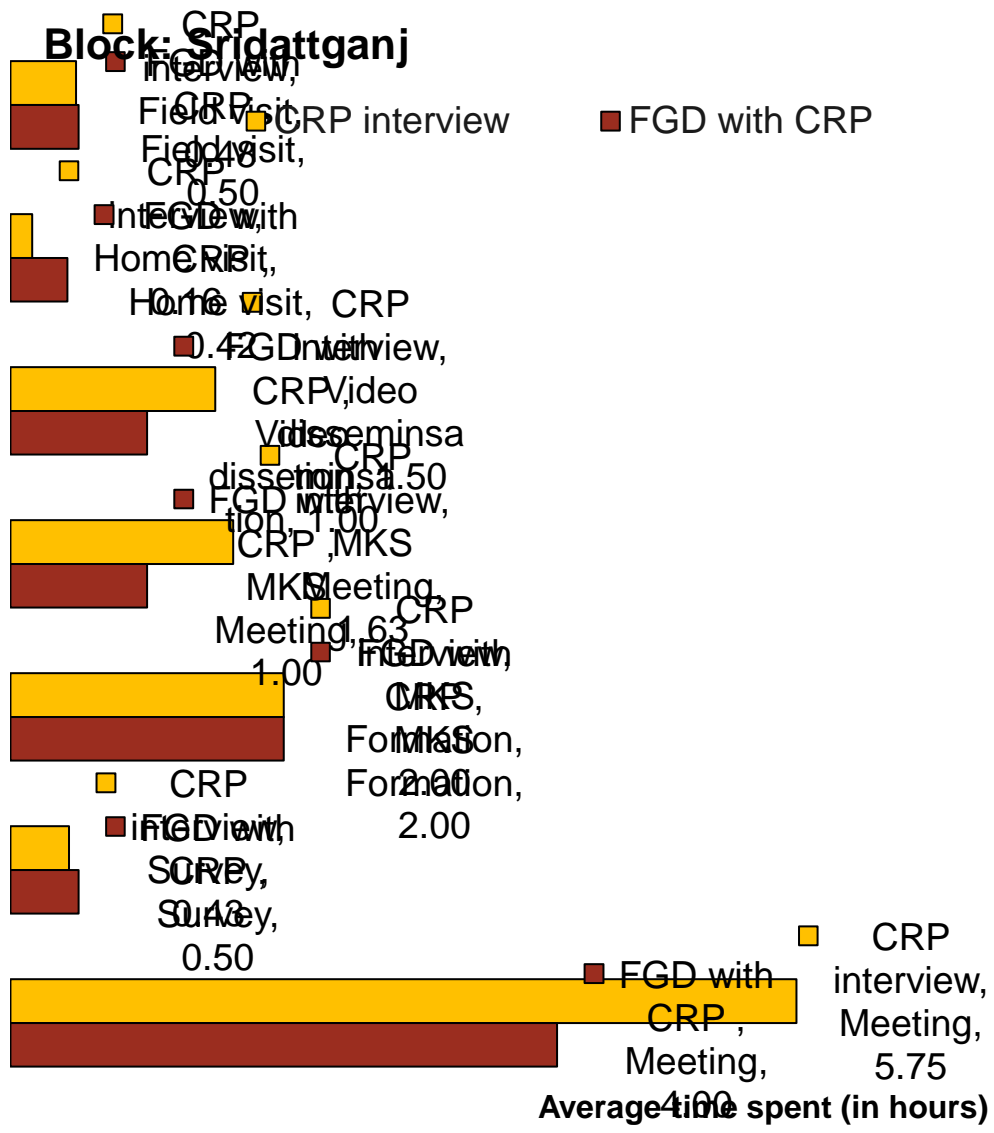
**Table 4: Activity wise average time spent (FGD v/s Interview) [information validation]**

Work done	Sridattganj		Gainsari		Rehra		Sadar	
	CRP interview	FGD	CRP interview	FGD	CRP interview	FGD	CRP interview	FGD
1 Field visit	0.48	0.50	0.49	0.50	--	--	0.40	1.55
1 Home visit	0.16	0.42	0.18	0.42	0.17	0.25	0.24	0.25
1 Video dissemination	1.50	1.00	1.17	1.00	0.87	1.50	1.23	1.50
1 MKS Meeting	1.63	1.00	1.33	1.50	1.00	1.00	1.61	1.00
1 MKS Formation	2.00	2.00	--	--	--	--	2.00	2.00
1 HH Survey	0.43	0.50	0.34	0.50	0.68	0.33	--	--
1 Meeting	5.75	4.00	--	--	3.13	5.33	4.05	4.00

**Note:** Only those activities are reflecting here which were comparable with CRP interview

*Graph in next slide*

# Activity wise average working hours (FGD v/s Interview)- Block wise

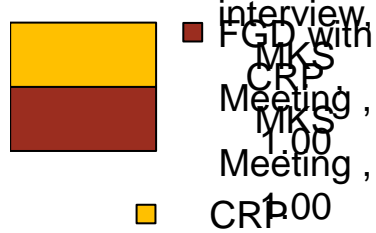
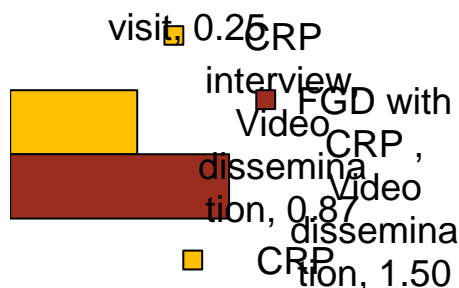
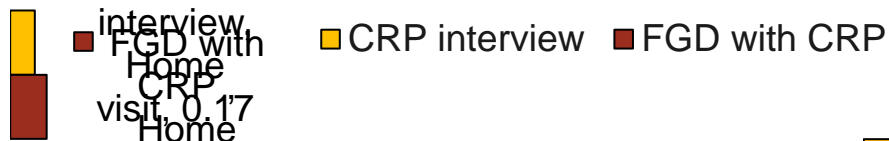


**Note:** Only those activities are reflecting here which were comparable with CRP interview

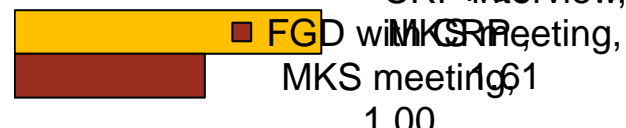

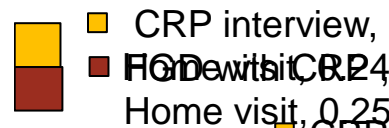
## Activity wise average working hours (FGD v/s Interview)- Block wise

Block: Rehra

Block: Sadar



Average time spent (in hours)



Average time spent (in hours)

**Note** : Only those activities are reflecting here which were comparable with CRP interview



**Thank You**